
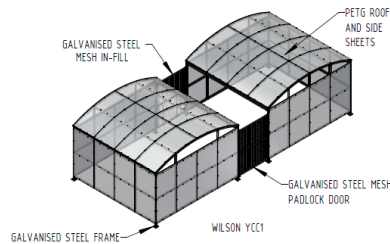
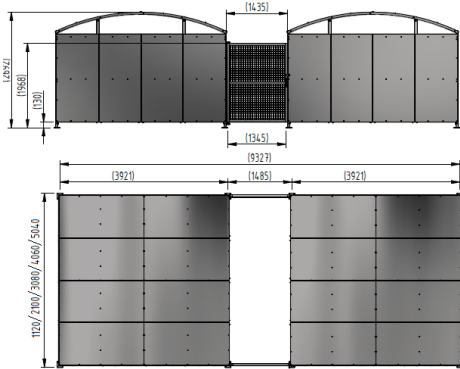




# YCC1 Compound Galvanised Steel Frame PETG Sheet Clad with Mesh Doors



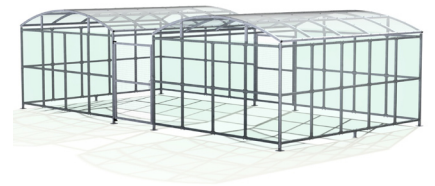
The YCC1 is the compound variant of the Wilson Shelter, and is a free-standing shelter with a Mesh Door lockable by padlock (not included) designed for on site assembly. Constructed from galvanised mild steel, complete with a 4mm PETG clear sheet curved roof and end panels.

Width of 9m, with lengths from 1-5m, extension bays can be added to achieve the desired shelter length.

Bolt down as standard.

## Uses

- |   |  |   |
|---|--|---|
| <input checked="" type="checkbox"/> Cycle   | <input type="checkbox"/> Waiting/Passenger | <input type="checkbox"/> Smoking/Vaping |
| <input type="checkbox"/> Trolley            | <input type="checkbox"/> Walkway/Canopy    | <input type="checkbox"/> Bin Store      |
| <input type="checkbox"/> Sport & Spectators | <input type="checkbox"/> Pay & Display/E.V | <input type="checkbox"/> Youth          |



Part Number	Description	Weight (kg)
138 200 890	YCC1 Compound 1m	835kg
138 200 891	YCC1 Compound 2m	1020kg
138 200 892	YCC1 Compound 3m	1205kg
138 200 893	YCC1 Compound 4m	1390kg
138 200 894	YCC1 Compound 5m	1577kg
138 200 895	YCC1 Compound 1m extension bay	
138 200 896	YCC1 Compound 2m extension bay	
138 200 897	YCC1 Compound 3m extension bay	
138 200 898	YCC1 Compound 4m extension bay	
138 200 899	YCC1 Compound 5m extension bay	

## Product details

- Height – 2692mm
- Width – 9327mm
- Length – 1m, 2m, 3m, 4m, 5m and extensions
- Square flange plate - 140mm x 140mm x 10mm
- Each flange plate requires 4 bolts
- 4mm PETG clear sheet

## Installation & use

This product is guaranteed for 12 months (if installed and used correctly)  
Each shelter leg requires bolting down to a suitable concrete surface, using expanding anchor bolts  
The area surrounding the installation must be flat and level with no nearby surface irregularities or gradient changes  
On-site assembly requires construction skill



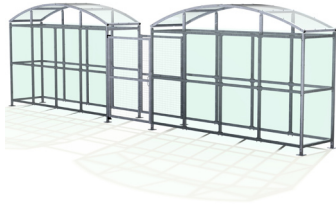
[www.autopa.co.uk](http://www.autopa.co.uk)  
+44 (0)1788 550556

AUTOPA Limited  
Cottage Leap, Rugby, Warwickshire CV21 3XP

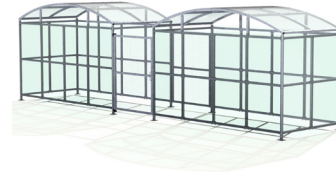




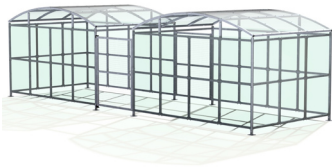
# YCC1 Compound Galvanised Steel Frame PETG Sheet Clad with Mesh Doors



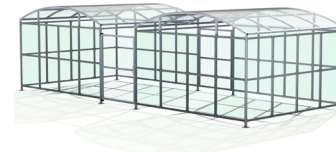
9 x 1  
138 200 890



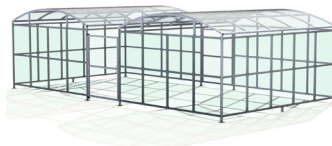
9 x 2  
138 200 891



9 x 3  
138 200 892



9 x 4  
138 200 893



9 x 5  
138 200 894



[www.autopa.co.uk](http://www.autopa.co.uk)  
+44 (0)1788 550556

AUTOPA Limited  
Cottage Leap, Rugby, Warwickshire CV21 3XP

