
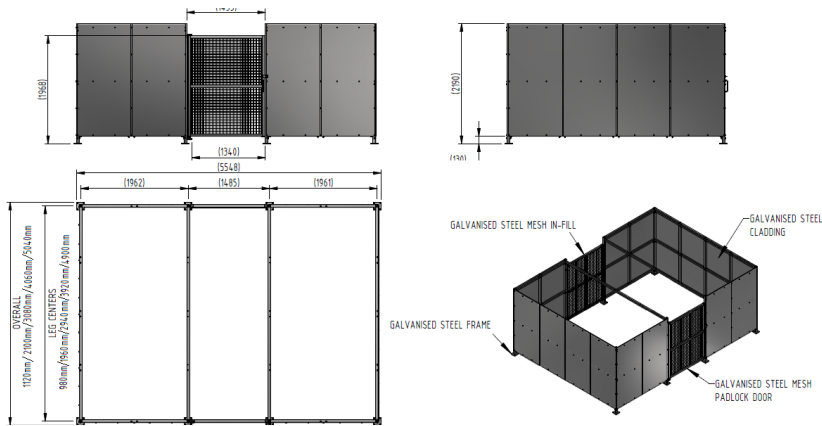




# EMC1 Compound Galvanised Steel Frame Galvanised Sheet Clad with Mesh Doors



The EMC1 is a compound variant of the Eaton Shelter, and is a free-standing shelter with a Mesh Door lockable by padlock (not included) designed for on site assembly. Constructed from galvanised mild steel, complete with galvanised sheet panels.

Width of 5.5m, with lengths from 1-5m, extension bays can be added to achieve the desired shelter length.

Bolt down as standard.

## Uses

- |   |  |   |
|---|--|---|
| <input type="checkbox"/> Cycle              | <input type="checkbox"/> Waiting/Passenger | <input type="checkbox"/> Smoking/Vaping       |
| <input type="checkbox"/> Trolley            | <input type="checkbox"/> Walkway/Canopy    | <input checked="" type="checkbox"/> Bin Store |
| <input type="checkbox"/> Sport & Spectators | <input type="checkbox"/> Pay & Display/E.V | <input type="checkbox"/> Youth                |



Part Number	Description	Weight (kg)
138 204 770	EMC1 Compound 1m	451kg
138 204 771	EMC1 Compound 2m	527kg
138 204 772	EMC1 Compound 3m	603kg
138 204 773	EMC1 Compound 4m	679kg
138 204 774	EMC1 Compound 5m	757kg
138 204 775	EMC1 Compound 1m extension bay	
138 204 776	EMC1 Compound 2m extension bay	
138 204 777	EMC1 Compound 3m extension bay	
138 204 778	EMC1 Compound 4m extension bay	
138 204 779	EMC1 Compound 5m extension bay	

## Product details

- Height – 2190mm
- Width – 5548mm overall
- Length – 1m, 2m, 3m, 4m, 5m and extensions
- Square flange plate - 140mm x 140mm x 10mm
- Each flange plate requires 4 bolts
- 1mm galvanised steel panels

## Installation & use

This product is guaranteed for 12 months (if installed and used correctly)  
Each shelter leg requires bolting down to a suitable concrete surface, using expanding anchor bolts  
The area surrounding the installation must be flat and level with no nearby surface irregularities or gradient changes  
On-site assembly requires construction skill




[www.autopa.co.uk](http://www.autopa.co.uk)  
+44 (0)1788 550556

AUTOPA Limited  
Cottage Leap, Rugby, Warwickshire CV21 3XP






# EMC1 Compound Galvanised Steel Frame Galvanised Sheet Clad with Mesh Door



5.5 x 1  
138 204 770



5.5 x 2  
138 204 771



5.5 x 3  
138 204 772



5.5 x 4  
138 204 773



5.5 X 5  
138 204 774



[www.autopa.co.uk](http://www.autopa.co.uk)  
+44 (0)1788 550556

AUTOPA Limited  
Cottage Leap, Rugby, Warwickshire CV21 3XP

