

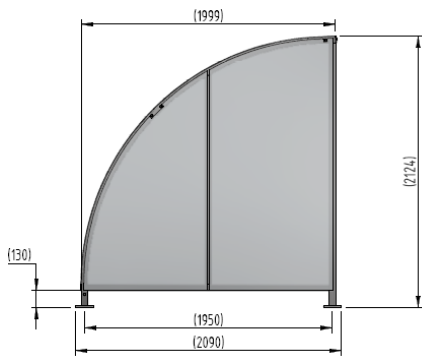




# Stratford Shelter - With Ends Galvanised Steel Frame Including Sides - PETG Sheet



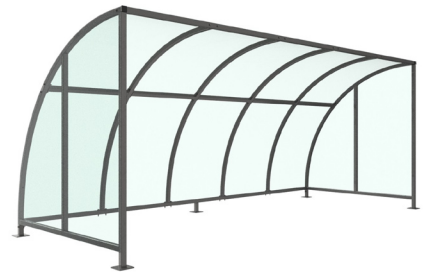
The Stratford shelter is a free-standing, open sided shelter designed for on site assembly, constructed from galvanised mild steel. Complete with a 4mm PETG clear sheet curved roof and end panels.

Width of 2m, with lengths from 1m-5m, extension bays can be added to achieve the desired shelter length.

Bolt down as standard.

## Uses

- |  |  |   |
|--|--|---|
| <input checked="" type="checkbox"/> Cycle              | <input type="checkbox"/> Waiting/Passenger | <input type="checkbox"/> Smoking/Vaping   |
| <input type="checkbox"/> Trolley                       | <input type="checkbox"/> Walkway/Canopy    | <input type="checkbox"/> Bin Store        |
| <input checked="" type="checkbox"/> Sport & Spectators | <input type="checkbox"/> Pay & Display/E.V | <input checked="" type="checkbox"/> Youth |



Part Number	Description	Weight (kg)
138 203 910	Stratford Shelter 1m	138kg
138 203 920	Stratford Shelter 2m	179kg
138 203 930	Stratford Shelter 3m	220kg
138 203 940	Stratford Shelter 4m	261kg
138 203 950	Stratford Shelter 5m	304kg
138 203 915	Stratford Shelter 1m extension bay	57kg
138 203 925	Stratford Shelter 2m extension bay	98kg
138 203 935	Stratford Shelter 3m extension bay	140kg
138 203 945	Stratford Shelter 4m extension bay	181kg
138 203 951	Stratford Shelter 5m extension bay	224kg

## Product details

- Height – 2124mm front
- Width – 2090mm overall
- Length – 1m, 2m, 3m, 4m, 5m and extensions
- Square flange plate - 140mm x 140mm x 10mm
- Each flange plate requires 4 bolts
- 4mm PETG clear sheet

## Installation & use

This product is guaranteed for 12 months (if installed and used correctly)  
Each shelter leg requires bolting down to a suitable concrete surface, using expanding anchor bolts  
The area surrounding the installation must be flat and level with no nearby surface irregularities or gradient changes  
On-site assembly requires construction skill




[www.autopa.co.uk](http://www.autopa.co.uk)  
+44 (0)1788 550556

AUTOPA Limited  
Cottage Leap, Rugby, Warwickshire CV21 3XP

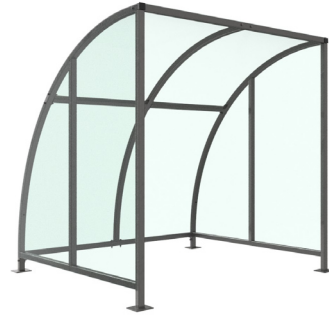




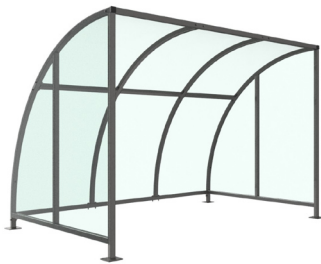
# Stratford Shelter - With Ends Galvanised Steel Frame Including Sides - PETG Sheet



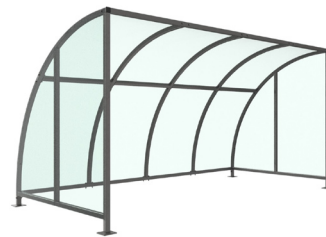
2 x 1  
138 203 910



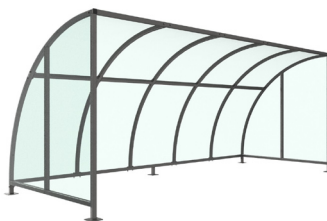
2 x 2  
138 203 920



2 x 3  
138 203 930



2 x 4  
138 203 940



2 x 5  
138 203 950



[www.autopa.co.uk](http://www.autopa.co.uk)  
+44 (0)1788 550556

AUTOPA Limited  
Cottage Leap, Rugby, Warwickshire CV21 3XP

