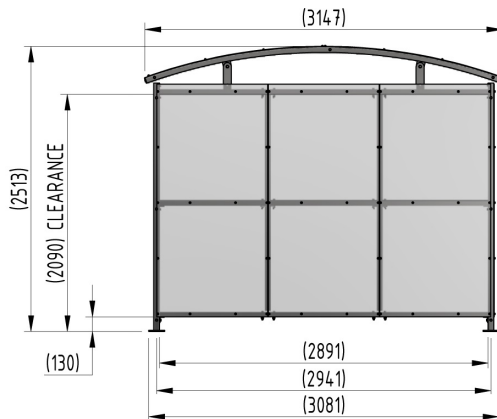




Dodford Shelter

Galvanised Steel Frame

Open Sided - PETG Sheet



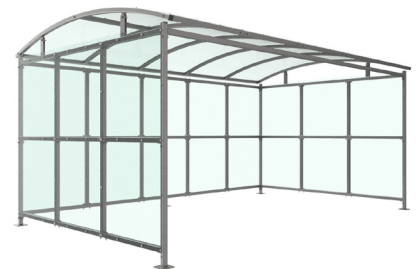
The Dodford shelter is a free-standing, open sided shelter designed for on site assembly, constructed from galvanised mild steel. Complete with a 4mm PETG clear sheet roof, and side panels. Front-to-back curved roof.

Width of 3m, with lengths from 1-5m, extension bays can be added to achieve the desired shelter length.

Bolt down as standard.

Uses

- | | | |
|--|---|---|
| <input checked="" type="checkbox"/> Cycle | <input checked="" type="checkbox"/> Waiting/Passenger | <input type="checkbox"/> Smoking/Vaping |
| <input checked="" type="checkbox"/> Trolley | <input type="checkbox"/> Walkway/Canopy | <input type="checkbox"/> Bin Store |
| <input checked="" type="checkbox"/> Sport & Spectators | <input checked="" type="checkbox"/> Pay & Display/E.V | <input checked="" type="checkbox"/> Youth |



Part Number	Description	Weight (kg)
138 204 590	Dodford Shelter 1m	297kg
138 204 592	Dodford Shelter 2m	373kg
138 204 594	Dodford Shelter 3m	449kg
138 204 596	Dodford Shelter 4m	525kg
138 204 598	Dodford Shelter 5m	603kg
138 204 591	Dodford Shelter 1m extension bay	
138 204 593	Dodford Shelter 2m extension bay	
138 204 595	Dodford Shelter 3m extension bay	
138 204 597	Dodford Shelter 4m extension bay	
138 204 599	Dodford Shelter 5m extension bay	

Product details

- Height – 2090mm inside clearance, 2513mm overall
- Width – 3147mm overall
- Length – 1m, 2m, 3m, 4m, 5m and extensions
- Square flange plate - 140mm x 140mm x 10mm
- Each flange plate requires 4 bolts
- 4mm PETG clear sheet

Installation & use

This product is guaranteed for 12 months (if installed and used correctly)
 Each shelter leg requires bolting down to a suitable concrete surface, using expanding anchor bolts
 The area surrounding the installation must be flat and level with no nearby surface irregularities or gradient changes
 On-site assembly requires construction skill



www.autopa.co.uk
 +44 (0)1788 550556

AUTOPA Limited
 Cottage Leap, Rugby, Warwickshire CV21 3XP

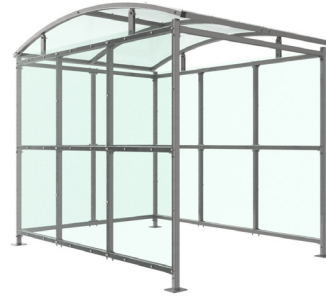




Dodford Shelter Galvanised Steel Frame Open Sided - PETG Sheet




3 x 1
138 204 590



3 x 2
138 204 592



3 x 3
138 204 594



3 x 4
138 204 596



3 x 5
138 204 598



www.autopa.co.uk
+44 (0)1788 550556

AUTOPA Limited
Cottage Leap, Rugby, Warwickshire CV21 3XP

