

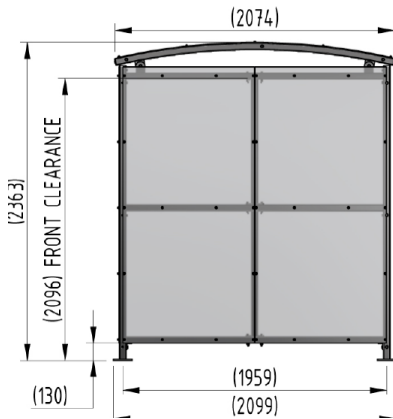




# MM1 Shelter

## Galvanised Steel Frame – Galvanised Galvanised Clad with Mesh Doors




The MM1 variant of the Badby shelter is a free-standing shelter with Mesh Doors lockable by padlock (not included) designed for on site assembly, constructed from galvanised mild steel. Complete with Galvanised sheet roof, and side panels. Front-to-back curved roof.

Width of 2m, with lengths from 1-5m, extension bays can be added to achieve the desired shelter length.

Bolt down as standard.

### Uses

- |   |  |   |
|---|--|---|
| <input checked="" type="checkbox"/> Cycle   | <input type="checkbox"/> Waiting/Passenger | <input type="checkbox"/> Smoking/Vaping       |
| <input type="checkbox"/> Trolley            | <input type="checkbox"/> Walkway/Canopy    | <input checked="" type="checkbox"/> Bin Store |
| <input type="checkbox"/> Sport & Spectators | <input type="checkbox"/> Pay & Display/E.V | <input type="checkbox"/> Youth                |



Part Number	Description	Weight (kg)
138 200 790	MM1 Shelter 1m	263kg
138 200 792	MM1 Shelter 2m	361kg
138 200 794	MM1 Shelter 3m	446kg
138 200 796	MM1 Shelter 4m	556kg
138 200 798	MM1 Shelter 5m	643kg
138 200 791	MM1 Shelter 1m extension bay	
138 200 793	MM1 Shelter 2m extension bay	
138 200 795	MM1 Shelter 3m extension bay	
138 200 797	MM1 Shelter 4m extension bay	
138 200 799	MM1 Shelter 5m extension bay	

### Product details

- Height - 2096mm clearance, 2363mm overall
- Width - 2099mm overall
- Length - 1m, 2m, 3m, 4m, 5m and extensions
- Square flange plate - 140mm x 140mm x 10mm
- Each flange plate requires 4 bolts
- 1mm galvanised steel panels

### Installation & use

This product is guaranteed for 12 months (if installed and used correctly)  
 Each shelter leg requires bolting down to a suitable concrete surface, using expanding anchor bolts  
 The area surrounding the installation must be flat and level with no nearby surface irregularities or gradient changes  
 On-site assembly requires construction skill




[www.autopa.co.uk](http://www.autopa.co.uk)  
 +44 (0)1788 550556

AUTOPA Limited  
 Cottage Leap, Rugby, Warwickshire CV21 3XP






# MM1 Shelter Galvanised Steel Frame – Galvanised Galvanised Clad with Mesh Doors




2 x 1  
138 200 790




2 x 2  
138 200 792



2 x 3  
138 200 794



2 x 4  
138 200 796



2 x 5  
138 200 798



[www.autopa.co.uk](http://www.autopa.co.uk)  
+44 (0)1788 550556

AUTOPA Limited  
Cottage Leap, Rugby, Warwickshire CV21 3XP

